



Unified Fire Quarterly Report EAGLE MOUNTAIN

Quarter 1
Jan. 1, 2022 - Mar. 31, 2022

Call Volume

TOTAL INCIDENTS

400

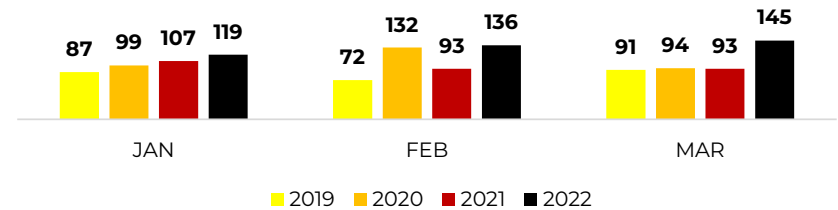
EMERGENT

210

% EMERGENT

53%

Four Year Monthly Comparison



Call Type

TOP **FIRE** DISPATCHES

- Outside Rubbish Fire **(3)**
- Structure Fire **(2)**
- Natural Vegetation Fire **(1)**
- Mobile Property (vehicle) Fire **(1)**

TOP **EMS** DISPATCHES

- Sick Person **(34)**
- Medical **(30)**
- Seizure **(26)**
- Unconscious **(22)**
- Breathing Problem **(20)**

TOP **OTHER** DISPATCHES

- Combustible/Flammable Spills & Leaks **(10)**
- Unintentional System/Detector **(10)**
- System/Detector Malfunction **(8)**
- Malicious, Mischievous False Alarm **(5)**
- Public Service Assistance **(3)**

Incoming Unit

TOP ENGINE/TRUCK RESPONSES

Station	Units	%
252 - Ranches	368	59.64%
251 - City Center	249	40.36%
Total	617	100%

TOP AMBULANCE RESPONSES

Station	Units	%
251 - City Center	144	53.33%
252 - Ranches	126	46.67%
Total	270	100%

*Most incidents require multiple unit responses (top three shown)

Emergent Total Time

50TH PERCENTILE

06:43

90TH PERCENTILE

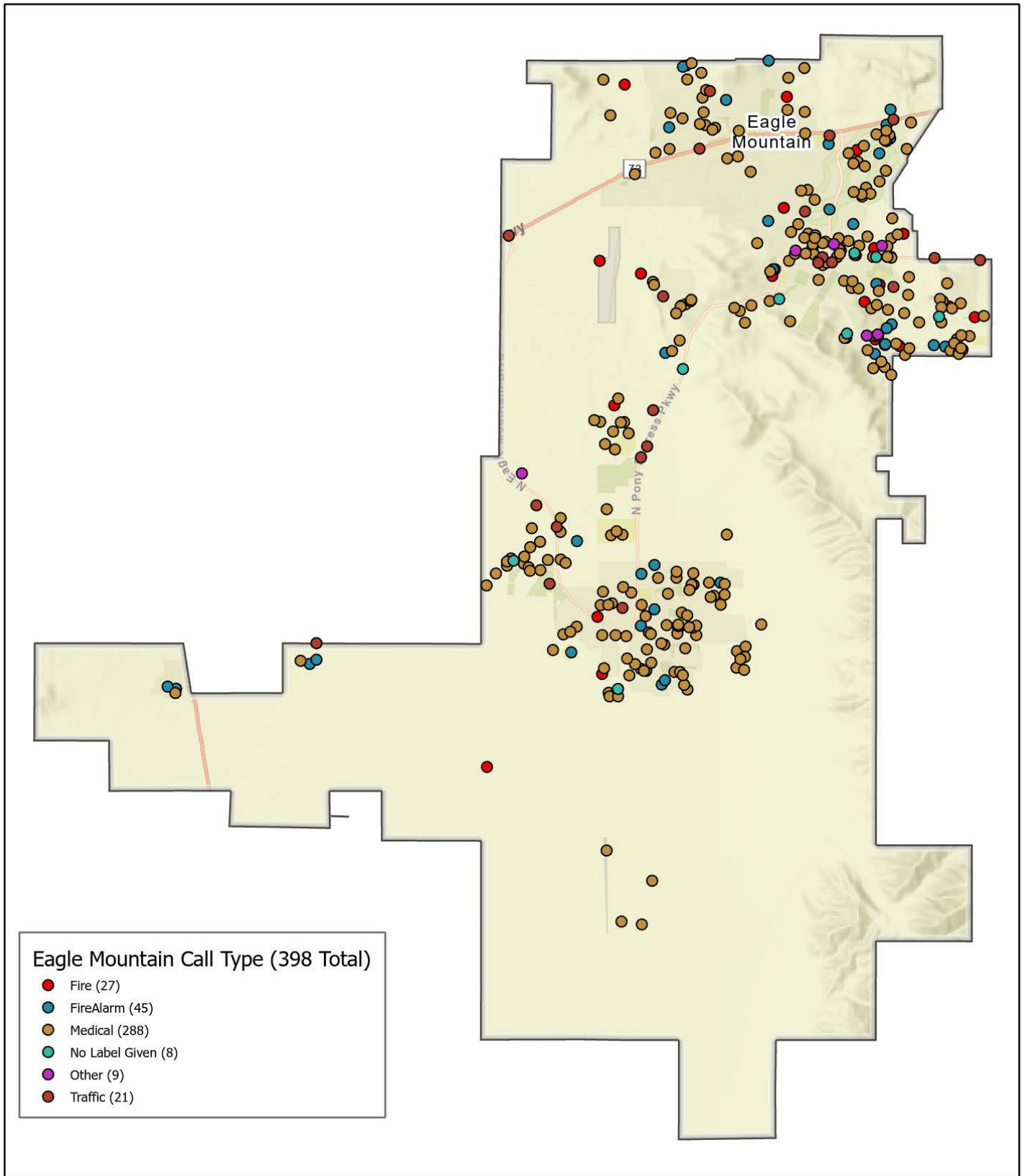
11:12

*Dispatch to Arrival (does not include call processing time)

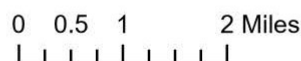
Eagle Mountain Liaison
Battalion Chief Bret Fossum
(801) 310-6262
efossum@unifiedfire.org



UFA CALL TYPE January 1 to March 31 2022

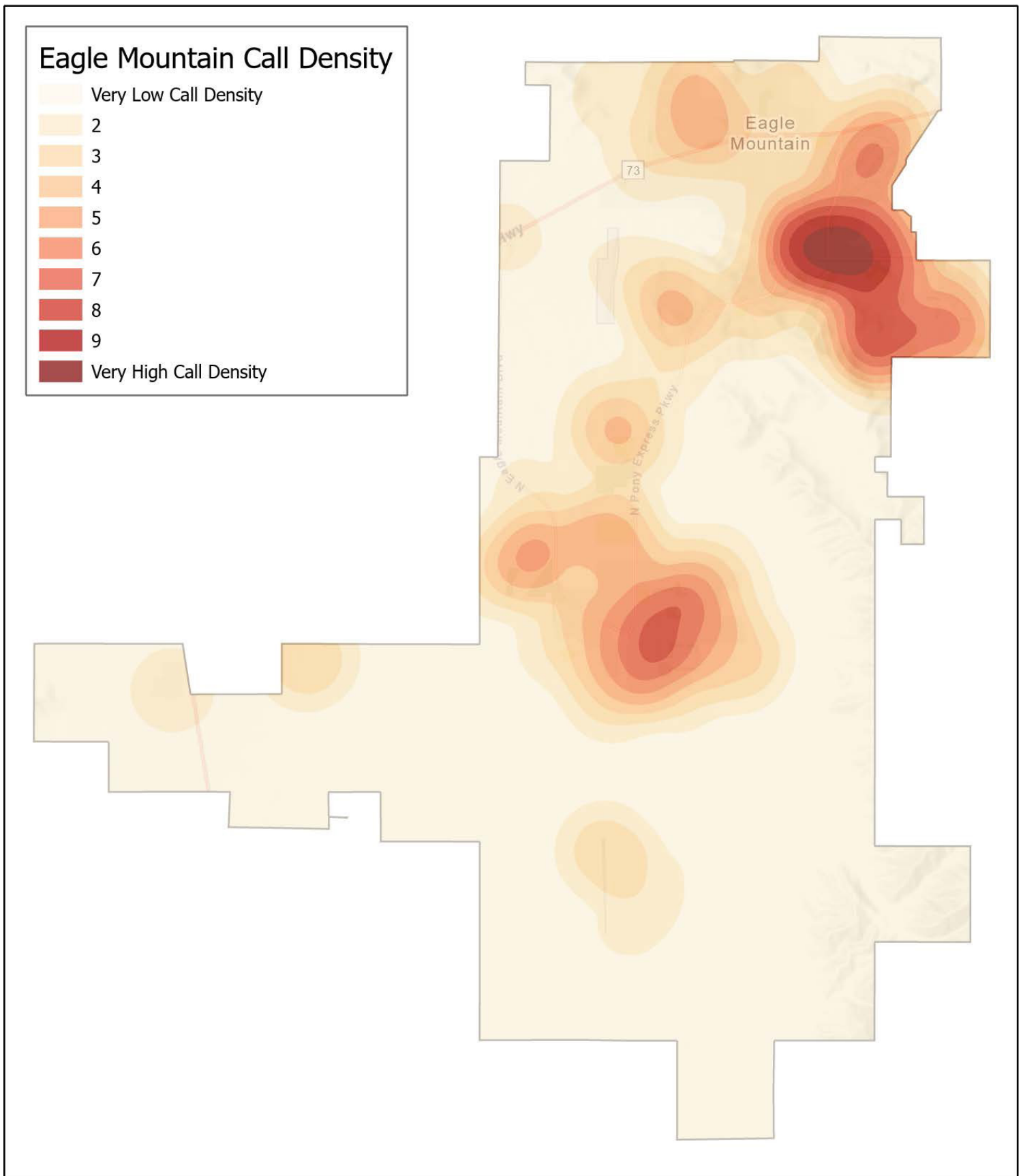


Eagle Mountain




4/4/2022

UFA CALL DENSITY January 1 to March 31 2022



Eagle Mountain



4/5/2022