



Unified Fire Quarterly Report EAGLE MOUNTAIN

Quarter 2
Apr. 1, 2022 - Jun. 30, 2022

Call Volume

TOTAL INCIDENTS

284

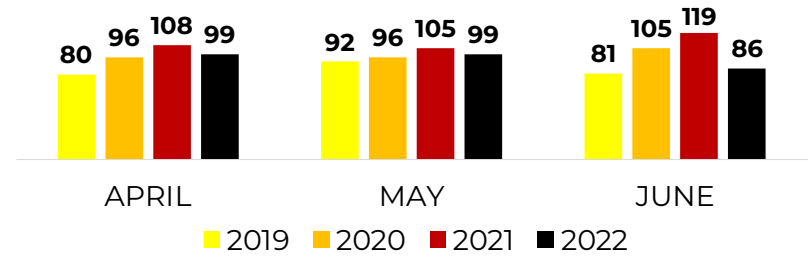
EMERGENT

171

% EMERGENT

60%

Four Year Monthly Comparison



Call Type

TOP **FIRE** DISPATCHES

- Natural Vegetation Fire **(3)**
- Structure Fire **(2)**
- Mobile Property (vehicle) Fire **(2)**
- Outside Rubbish Fire **(1)**
- Fire in mobile property used as a fixed structure **(1)**

TOP **EMS** DISPATCHES

- Medical **(28)**
- Falls **(25)**
- Sick Person **(19)**
- Traffic/Transportation Incidents **(17)**
- Unconscious **(16)**

TOP **OTHER** DISPATCHES

- System/Detector Malfunction **(10)**
- Unintentional System/Detector **(4)**
- Combustible/Flammable Spills & Leaks **(4)**
- False Alarm & False Call, Other **(2)**
- Public Service Assistance **(2)**

Incoming Unit

TOP ENGINE/TRUCK RESPONSES

Station	Units	%
252 - Ranches	188	56.8%
251 - City Center	143	43.2%
Total	331	100%

TOP AMBULANCE RESPONSES

Station	Units	%
251 - City Center	107	63.31%
252 - Ranches	62	36.69%
Total	169	100%

Emergent Total Time

50TH PERCENTILE

06:41

90TH PERCENTILE

11:39

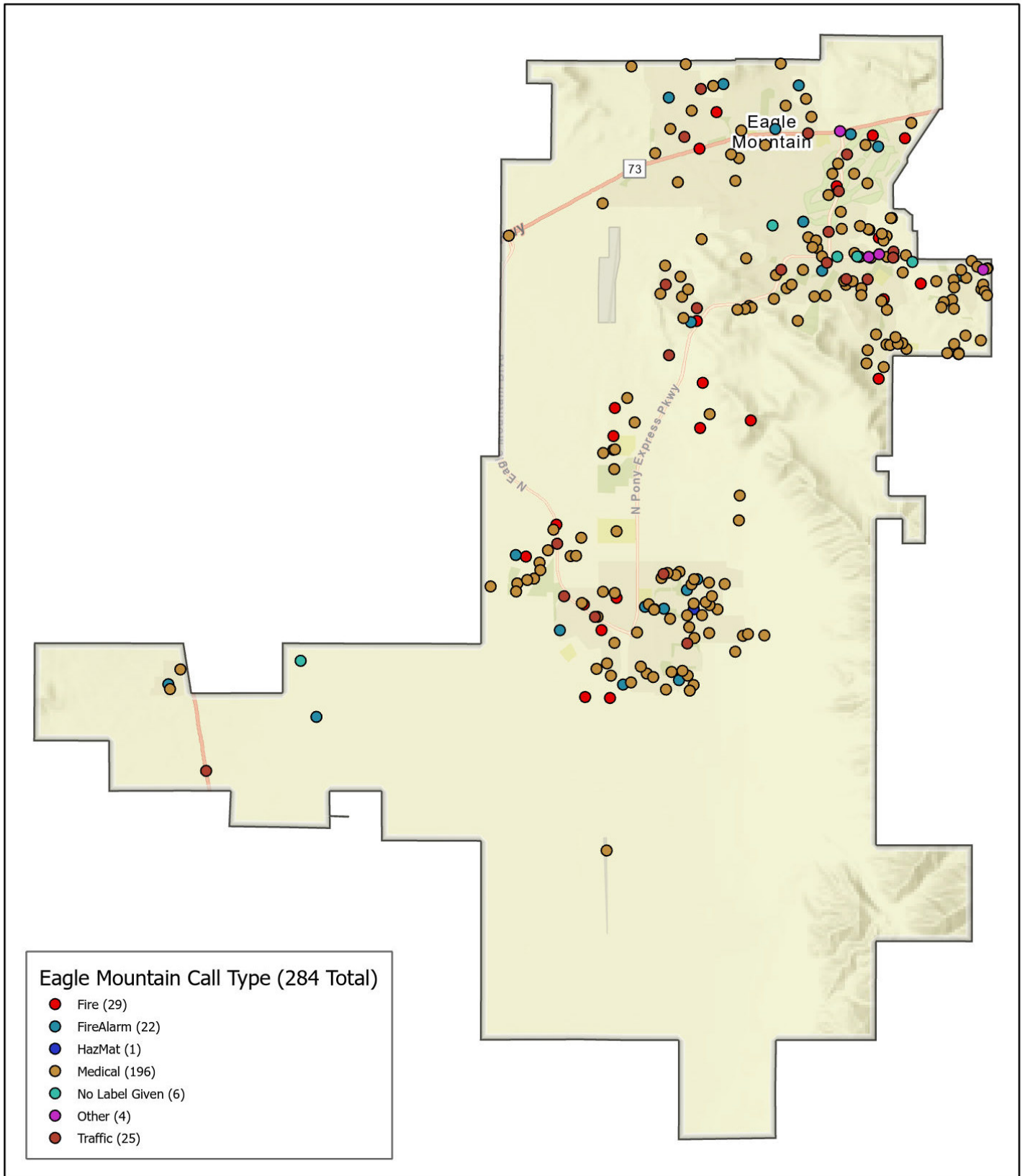
*Dispatch to Arrival (does not include call processing time)

Eagle Mountain Liaison
Battalion Chief Bret Fossum
(801) 310-6262
efossum@unifiedfire.org



*Most incidents require multiple unit responses (top three shown)

UFA CALL TYPE April 1 to June 30 2022



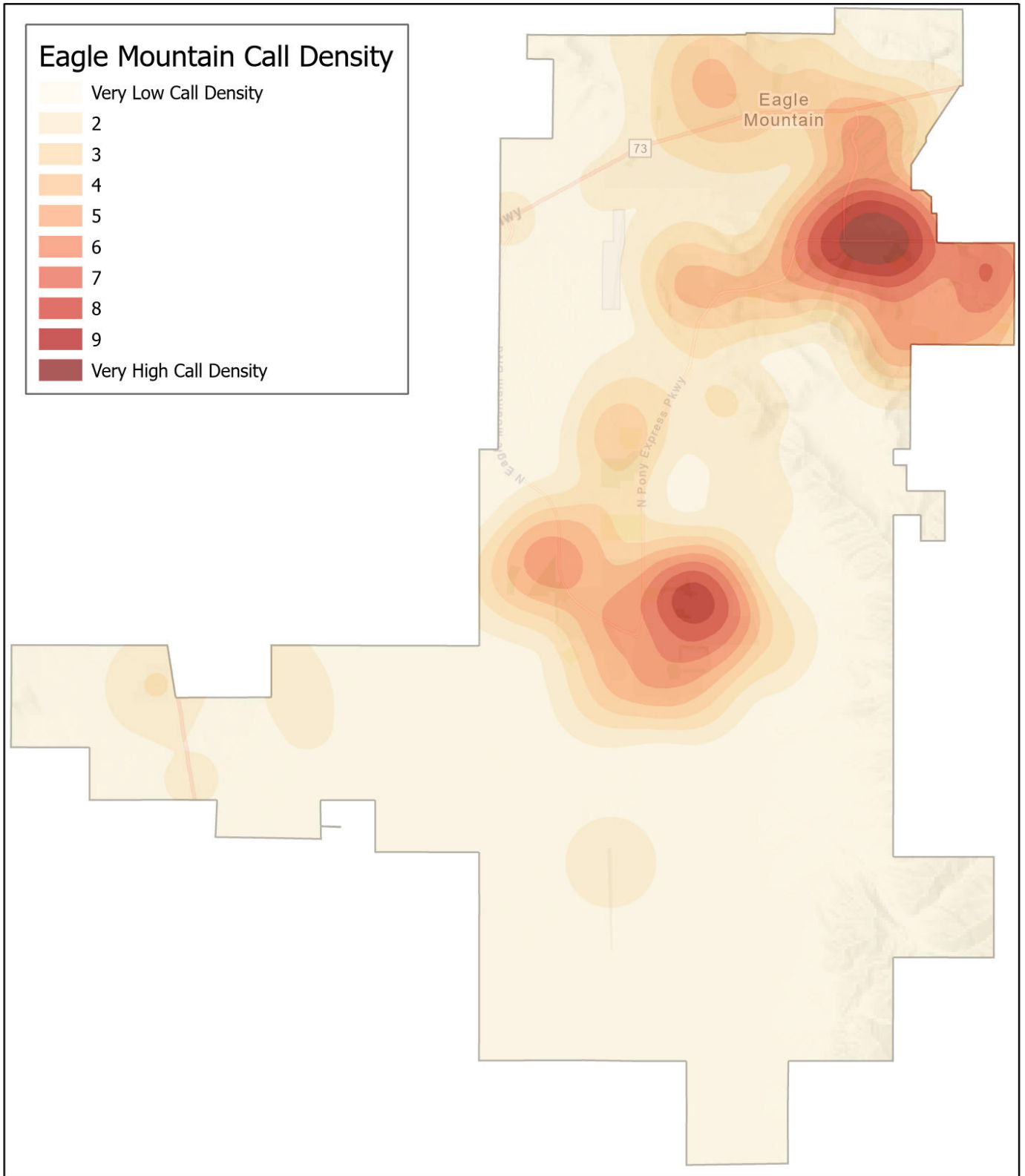
Eagle Mountain

0 0.5 1 2 Miles




7/5/2022

UFA CALL DENSITY April 1 to June 30 2022



Eagle Mountain



7/6/2022